

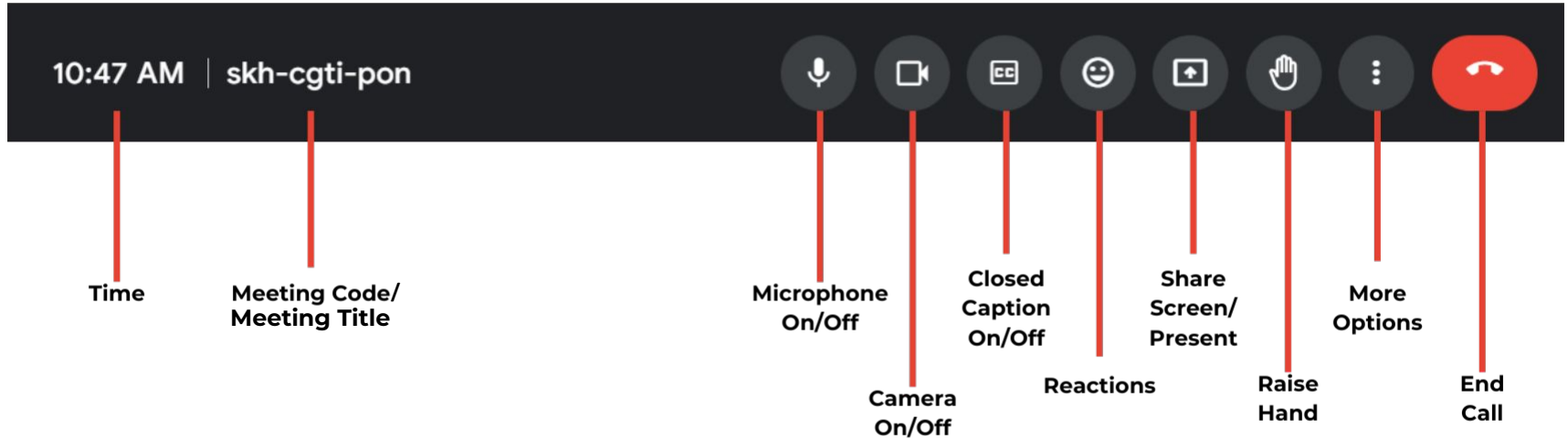
Panelists, while waiting for the meeting to begin, we invite you to:

- Consider your verbal introduction: name, organization or art form
- Silence or stow electronic devices not being used for this meeting
- Gather materials and any other needed items
- Sign into SmartSimple

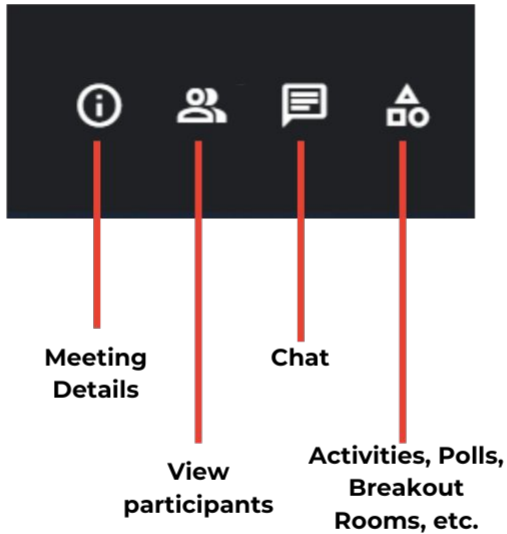
Folklife Apprenticeship Panel Meeting

**Thursday, May 29, 2024
10 AM - 4 PM**

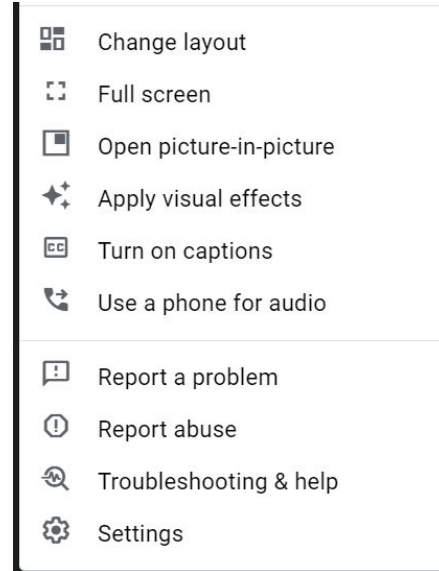

Reference Shot of Features (1 of 2)



Reference Shot of Features (2 of 2)



In "More Options"



Introductions

Land Acknowledgement Statement

We acknowledge the lands and waters now known as Maryland are the home of its first peoples: the Accohannock Indian Tribe, Assateague People's Tribe, Cedarville Band of Piscataway Indians, Choptico Band of Indians, Lenape Tribe, Nanticoke Tribe, Nause-Waiwash Band of Indians, Piscataway Conoy Tribe, Piscataway Indian Nation, Pocomoke Indian Nation, Susquehannock Indians, Youghiogheny River Band of Shawnee, and tribes in the Chesapeake watershed who have seemingly vanished since the coming of colonialism. We acknowledge that this land is now home to other tribal peoples living here in diaspora. We acknowledge the forced removal of many from the lands and waterways that nurtured them as kin. We acknowledge the degradation that continues to be wrought on the land and waters in pursuit of resources. We acknowledge the right of the land and waterways to heal so that they can continue to provide food and medicine for all. We acknowledge that it is our collective obligation to pursue policies and practices that respect the land and waters so that our reciprocal relationship with them can be fully restored.

Equity and Justice Statement

The arts celebrate our state's diversity, connect our shared humanity, and transform individuals and communities. The Maryland State Arts Council (MSAC) is committed to advancing and modeling equity, diversity, accessibility, and inclusion in all aspects of our organization and across communities of our state.

MSAC and its grantees are committed to embracing equity and non-discrimination regardless of race, religious creed, color, age, gender expression, sexual orientation, disability, class, language, and/or ability.

Vision

MSAC plays an essential role ensuring every person has access to the transformative power of the arts.

Mission

MSAC advances the arts in our state by providing leadership that champions creative expression, diverse programming, equitable access, lifelong learning, and the arts as a celebrated contributor to the quality of life for all the people of Maryland.

Access

Bolster access to arts experiences and resources

Awareness

Amplify the stories of Maryland's arts sector and the value of public support

Connection

Foster networks within and beyond the arts sector

Equity

Cultivate a thriving arts ecosystem centered in equity

Leadership

Commit to a culture of care and innovation

Creative Meeting Actions

Celebrate being in the space with other creative people.

Engage with everyone's presence as a gift.

Acknowledge that together we know a lot.

Enter the conversation with curiosity and inquiry.

Share your idea and trust that it will be heard.

Use "I" statements.

Focus your language on the task at hand.

Hold one another accountable with care.

Honor all perspectives and build on shared ideas.

Balance speaking with listening.

Equity: Impact vs. Grant Writing

The application is meant to inspire authentic reflection and internal analysis for each applying organization, with the knowledge that MSAC is to be seen and utilized as a collaborative partner in the process.

One aspect of the partnership is to guide panelists to see beyond the “polish” of grant writing that may be inequitably influenced by the privilege of resources (financial, educational, etc...) and, instead, focus upon the impact of the applicant.

Responses as Recommendations

"The application was unclear and did not speak to the applicant's connection to the traditional arts."

becomes

"I would recommend that the applicant clarify their connection to the traditional arts by adding language that connects their work to living cultural traditions."

Today's Goal

- Review 25 Folklife Apprenticeship applications from across the state
- Applications with initial score of 85% and higher will be reviewed today
- Based on final scores, staff will determine awards

Panel Meeting Structure

The goal is for each application to be discussed within a nine minute window in which the following will occur. *Timing is subject to change.*

- The average initial score for the nomination is projected.
- 2 minutes: Lead reader introduces the application in connection to the rubric
- 3 minutes: Additional discussion by all panelists
- 2 minutes: Final scoring submission in SmartSimple
- Sharing final average scores

Practice Round!

Application Score - practice round

APP 2026-36041

Applicant: Catherine Teixeira

Lead reader: Ryan Koons

Initial average: 0%

Final average: 85%

Application Score

APP 2026-36657

Applicant: Brittany Sharkey Andrews

Lead Reader: Nayeli Mowbray

Initial average: 93%

Final average: 93.8%

Application Score

APP 2026-36695

Applicant: Violet King

Lead Reader: Vathany Say

Initial average: 91.4%

Final average: 91.8%

Application Score

APP 2026-37010

Applicant: Jeff Cosgrove

Lead Reader: Colleen Daly

Initial average: 90.2%

Final average: 90.6%

Application Score

APP 2026-37691

Applicant: Marquis Gasque

Lead Reader: Jasmin Parks

Initial average: 89.6%

Final average: 93.6%

Application Score

APP 2026-37765

Applicant: Susan Withnell

Lead Reader: Vathany Say

Initial average: 92.8%

Final average: 93.6%

Application Score

APP 2026-37859

Applicant: Andres Lopez Esquerra

Lead Reader: Robert Croft

Initial average: 85.4%

Final average: 92%

10 min break

Return at 11:40

Application Score

APP 2026-37907

Applicant: Margaret Tomann

Lead Reader: Jasmin Parks

Initial average: 91.2%

Final average: 94.2%

Application Score

APP 2026-37939

Applicant: Roman Mykyta

Lead Reader: Vathany Say

Initial average: 90.8%

Final average: 93.6%

Application Score

APP 2026-37942

Applicant: Andrei Pidkivka

Lead Reader: Robert Croft

Initial average: 92.4%

Final average: 91.4%

Application Score

APP 2026-37957

Applicant: Jason McCumber

Lead Reader: Colleen Daly

Initial average: 87.2%

Final average: 88.2%

Application Score

APP 2026-37989

Applicant: Jacob Selmer

Lead Reader: Nayeli Mowbray

Initial average: 89.8%

Final average: 93.8%

Application Score

APP 2026-37995

Applicant: Saj Dillard

Lead Reader: Vathany Say

Initial average: 89%

Final average: 90.8%

Application Score

APP 2026-38054

Applicant: Robert Strasser

Lead Reader: Vathany Say

Initial average: 88.6%

Final average: 92.6%

Application Score

APP 2026-38072

Applicant: Dorothy Adamson Holley

Lead Reader: Robert Croft

Initial average: 86.6%

Final average: 91.6%

15 min break

Return at 1:25

Application Score

APP 2026-38096

Applicant: Eric Jackson

Lead Reader: Colleen Daly

Initial average: 94.6%

Final average: 96%

Application Score

APP 2026-38107

Applicant: Louis Campbell

Lead Reader: Jasmin Parks

Initial average: 96.8%

Final average: 97.6%

Application Score

APP 2026-38113

Applicant: Nicholas Wilson

Lead Reader: Nayeli Mowbray

Initial average: 90.6%

Final average: 95%

Application Score

APP 2026-38119

Applicant: Ramilia Saubanova

Lead Reader: Colleen Daly

Initial average: 89.6%

Final average: 90.2%

Application Score

APP 2026-38121

Applicant: Mohammad Bazargan

Lead Reader: Nayeli Mowbray

Initial average: 92.4%

Final average: 94.6%

Application Score

APP 2026-38122

Applicant: Nicole King

Lead Reader: Robert Croft

Initial average: 93%

Final average: 95.4%

Application Score

APP 2026-38136

Applicant: Justin West

Lead Reader: Colleen Daly

Initial average: 92%

Final average: 95.4%

10 min break

Return at 2:44

Application Score

APP 2026-38143

Applicant: Artlisia Bibbs

Lead Reader: Robert Croft

Initial average: 91.8%

Final average: 95.4%

Application Score

APP 2026-38144

Applicant: Madhuvanthi Sundararajan

Lead Reader: Jasmin Parks

Initial average: 92.8%

Final average: 94.6%

Application Score

APP 2026-38147

Applicant: Peter Brice

Lead Reader: Nayeli Mowbray

Initial average: 93.4%

Final average: 94.2%

Application Score

APP 2026-38149

Applicant: Xavier Brown

Lead Reader: Vathany Say

Initial average: 85%

Final average: 86%

Thank You!

Next steps

1. Verify that W9s already on-file are up to date
(no changes of address, etc)
2. Panelist feedback session